
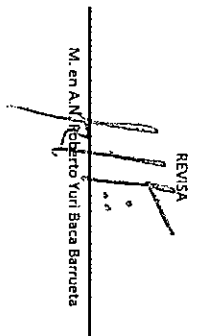
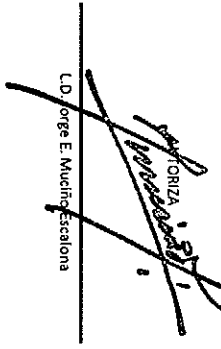


TRIBUNAL ELECTORAL DEL ESTADO DE MÉXICO  
ESTADO ANALÍTICO DE INGRESOS DEL 01 DE ENERO DE 2016 AL 31 DE MARZO DE 2016

| CUENTA | SCIA       | DEBE             | SSSCTA | SSSSCTA | CONCEPTO   | LEY DE INGRESOS ESTIMADA | AMPLIACIONES | REDUCCIONES | LEY DE INGRESOS MODIFICADA | LEY DE INGRESOS DEVENGADA | LEY DE INGRESOS RECAUDADA | LEY DE INGRESOS POR EFECTUAR |
|--------|------------|------------------|--------|---------|--|--------------------------|--------------|-------------|----------------------------|---------------------------|---------------------------|------------------------------|
| 8110   | 0000004223 |                  |        |         | LEY DE INGRESOS ESTIMADA                                   | 72,246,468.00            | 0.00         | 0.00        | 72,246,468.00              | 0.00                      | 19,800,587.11             | 52,445,880.89                |
| 8110   | 0000004223 | 0000000000000001 |        |         | Subsidio y subvenciones                                    | 72,246,468.00            | 0.00         | 0.00        | 72,246,468.00              | 0.00                      | 19,782,579.67             | 52,463,888.33                |
| 8110   | 0000004223 | 0000000000000001 | 0001   |         | Transferencias, asignaciones, subsidio y otras ayudas      | 72,246,468.00            | 0.00         | 0.00        | 72,246,468.00              | 0.00                      | 19,782,579.67             | 52,463,888.33                |
| 8110   | 0000004223 | 0000000000000001 | 0001   | 001     | I.E.M.   | 58,907,569.00            | 0.00         | 0.00        | 58,907,569.00              | 0.00                      | 14,522,661.67             | 44,404,907.33                |
| 8110   | 0000004223 | 0000000000000001 | 0001   | 002     | Servicios Personales                                       | 13,338,899.00            | 0.00         | 0.00        | 13,338,899.00              | 0.00                      | 5,279,918.00              | 8,058,981.00                 |
| 8110   | 0000004311 | 0000000000000001 |        |         | Utilidades y Rendimientos de Otras Inversiones en Créditos | 0.00                     | 0.00         | 0.00        | 0.00                       | 0.00                      | 18,007.44                 | -18,007.44                   |
| 8110   | 0000004311 | 0000000000000001 | 0001   |         | Otras Inversiones  | 0.00                     | 0.00         | 0.00        | 0.00                       | 0.00                      | 18,007.44                 | -18,007.44                   |
| 8110   | 0000004311 | 0000000000000001 | 0001   | 001     | Utilidades y Rendimientos                                  | 0.00                     | 0.00         | 0.00        | 0.00                       | 0.00                      | 18,007.44                 | -18,007.44                   |
| 8110   | 0000004311 | 0000000000000001 | 0001   | 001     | Utilidades y Rendimientos                                  | 0.00                     | 0.00         | 0.00        | 0.00                       | 0.00                      | 18,007.44                 | -18,007.44                   |
|        |            |                  |        |         | TOTALES  | 72,246,468.00            | 0.00         | 0.00        | 72,246,468.00              | 0.00                      | 19,800,587.11             | 52,445,880.89                |

ELABORA  
  
L.C. Verónica Véliz-Santayana

REVISÓ  
  
M. en A. Roberto Yuri Baca Barrueta

REVISÓ  
  
L.D. Jorge E. Muñoz Escalona